

FEEDBACK ANALYSIS REPORT

FEEDBACK FROM STUDENTS:

We are collecting feedback from our students personally. We have designed a special feedback form on curriculum development. We are also collecting feedback from students on „Faculty performance and subject review. We started collecting curriculum feedback from Academic Year 2018-2019. The year-wise and branch-wise analysis of student’s feedback on the curriculum is presented below:

Academic Year	Semester/ Year	Department	No. of students
2018-2019	Semester 2 nd Semester 4 th Semester 6 th	Computer science	25
		Fashion designing	34
		Commerce	20
		Arts	33

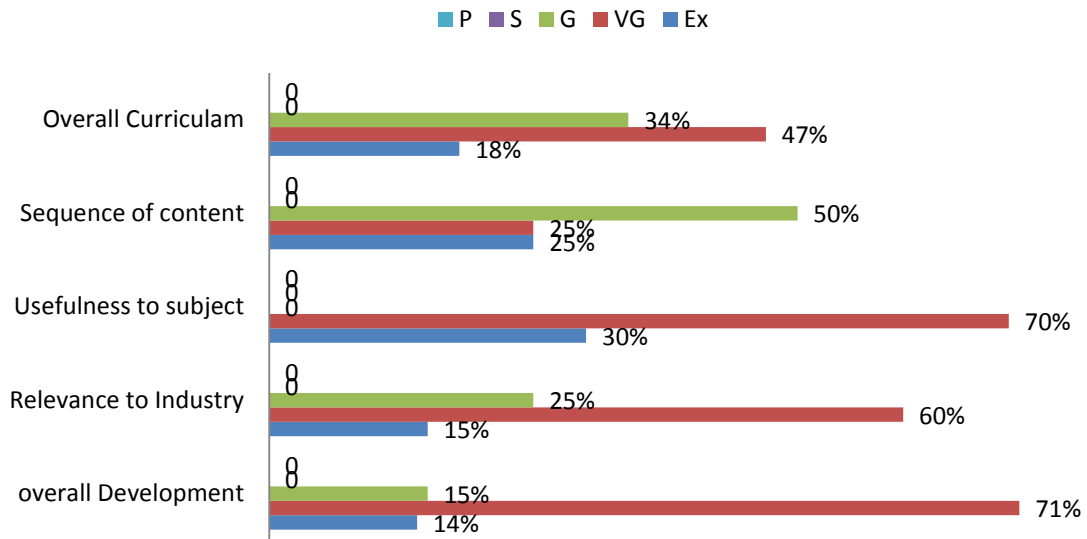
Analysis of feedback

Dept.	Academic Yr	Year/ Sem.	Parameters	Ex	VG	G	S	P
Computer science	2018-2019	Semester 2 nd Semester 4 th Semester 6 th	Rate the overall curriculum for this semester	17%	65%	18%	-	-
			Rate the flow and sequence of contents of subject in this semester	12%	62%	26%	-	-
			Rate the usefulness of subjects for higher Studies	26%	74%	-	-	-
			Rate the relevance of contents of subject to industry requirement	27%	27%	46%	-	-
			Rate the importance of the subject for overall development	16%	50%	34%	-	-
Fashion Designing	2018-2019	Semester 2 nd Semester 4 th Semester 6 th	Rate the overall curriculum for this semester	30%	56%	10%	-	4%
			Rate the flow and sequence of contents of subject in this semester	26%	63%	-	11%	-
			Rate the usefulness of subjects for higher Studies	40%	48%	12%	-	-

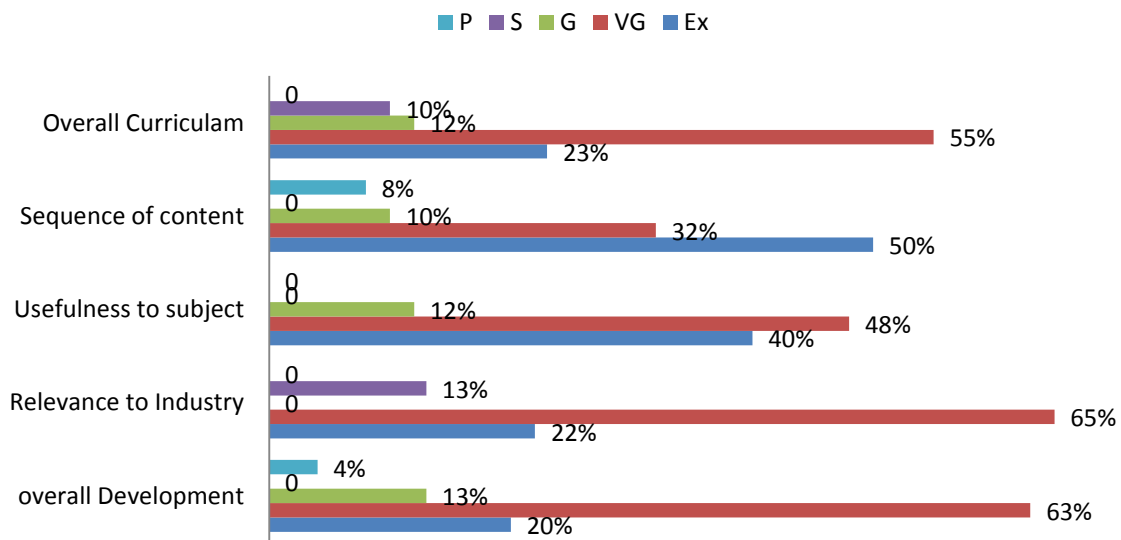
			Rate the relevance of contents of subject to industry requirement	50%	32%	10%	-	8%
			Rate the importance of the subject for overall development	23%	55%	12%	10%	-
Commerce	2018-2019	Semester 2 nd Semester 4 th Semester 6 th	Rate the overall curriculum for this semester	13%	51%	20%	16%	
			Rate the flow and sequence of contents of subject in this semester	27%	40%	13%	20%	-
			Rate the usefulness of subjects for higher Studies	10%	50%	25%	15%	-
			Rate the relevance of contents of subject to industry requirement	15%	46%	32%	7%	-
			Rate the importance of the subject for overall development	13%	54%	24%	9%	-
Arts	2018-2019	Semester 2 nd Semester 4 th Semester 6 th	Rate the overall curriculum for this semester	38%	57%	5%	0%	0%
			Rate the flow and sequence of contents of subject in this semester	14%	67%	19%	0%	0%
			Rate the usefulness of subjects for higher Studies	33%	57%	10%	0%	0%
			Rate the relevance of contents of subject to industry requirement	35%	50%	11%	-	4%
			Rate the importance of the subject for overall development	30%	60%	10%	0%	0%

Ex – Excellent
VG – Very Good
G – Good
S – Satisfactory
P – Poor

Fashion Designing Department



Computer Science Department



From the above graph it is clear that more than 80% third year students rated curriculum as “Excellent” or “Very Good”.

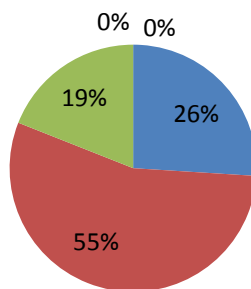
FEEDBACK FROM PARENTS

We have designed general feedback form for the parents which include two parameters about the curriculum designed by university. The feedback form for parents is given in a below table. We are collecting feedback from parents through Parents-Teacher Meet. Till now we have collected feedback from 54 parents.

S.No.	Particulars	Strongly agree	Agree	Neutral	Disagree	Strongly disagree
1	The curriculum of the course is well designed and promotes learning experience of the students.	26 %	55%	19%	0%	0%
2	Proper focus is given on employability in the curriculum design.	25%	50%	25%	0%	0%

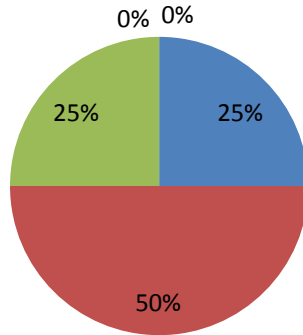
The curriculum of the course is well designed and promotes learning experience of the students.

■ Strongly agreed ■ agreed ■ neutral ■ disagreed ■ strongly disagreed



Proper focus is given on employability in the learning curriculum design.experience of the students.

■ Strongly agreed
 ■ agreed
 ■ neutral
 ■ disagreed
 ■ strongly disagreed



Analysis of Parent’s Feedback:

From the graph more than 80% parents strongly agree/agree that the curriculum of the university is well designed and proper focus is given on employability in the curriculum design.

The overall feedback from the parents shows that parents are well satisfied with the facilities and efforts taken by the institute.

FEEDBACK FROM ALUMNI

Our alumni feedback is valuable for us as it provides us the inputs regarding improvement in facilities and employability of our students. We appeal our alumni to provide their sincere feedback during alumni meet. Till now we have received feedback from total 40 alumni.

We asked our students to give a special comment on the curriculum of the university. Based on the comments of the alumni, the analysis is done as follows:

Parameters	No. of alumni	Percentage (%)
Good and requires no change	7	18
Need to add more practical Approach	13	19
Need to add extracurricular	2	7

•

activities and placement		
Need at add latest technology	5	13
Not commented	13	24

- The feedback report shows that 18% students feel that the curriculum designed by the university is good and require no change.
- 29% of alumni feel that there is need to add more practical approach in the curriculum.
- 5% students feel that there is need to add extracurricular activities and activities related to placements in the curricular.
- 13% students feel that there is need to add latest technology in the syllabus.
- 34% students did not comment anything on the curriculum.